

PSHE Year 1 (Spring 1) Digital Literacy and Communication

Prior Learning: In Year R children will have learnt about how to use the laptops/ipads- logging on and off. Awareness of strangers online. Keeping personal information private.

We cover how information is stored and used, how to assess and access the reliability of information and to be able to protect ourselves on line by understanding the influences of extreme views within the 'Digital Literacy and Communication' theme of our PSHE Education.

This includes learning about accessing places safely online, searching online confidently and safely, understanding what our private personal information is and how others can use it unkindly, being able to create work online, how to send an email and understanding that not all information online is true.

1. TWAL: How to access online sites/places safely

We will be learning that children can go to exciting places online, but they need to follow certain rules to remain safe. **– Assessment opportunity before and after lesson**

Recommended Resources

Office of the eSafety Commissioner - Zippep's Astro Circus (Online game)

Childnet - Smartie the Penguin (Interactive resource)

Childnet - Digiduck e-book (Interactive resource)

Netsmartz - Router's Birthday Surprise (Interactive resource)


Netsmartz - Clicky's Online Safety Rap (Video)

Netsmartz - Way 2 Go (Video)

Netsmartz - Delivery for webster (e-book)

Recommended Reading

Once upon a time.... Online – Happily Ever after is only a click away by David Bedford



2. TWAL: How to use ABC searching

We will learn how to search for pictures online by clicking on letters of the alphabet. They learn that directory sites with alphabetical listings offer one way to find things on the Internet.



* A web search engine is like a search engine in that it helps users find ...information on the Web by searching the Internet for them.

- Alphabetical order is a way to sort (organize) a list. It helps a reader to find a name or a title in the list. It is done by following the standard (usual) order of letters in an alphabet

Recommended Resources

SWGfL - Swiggle (Education search engine and resource site for children)

Google – Safesearchkids (Search engine for children)

Childnet - What is Reliable?

(The Adventures of Kara, Winston and the SMART Crew)

AVG – Magda and Mo (e-book)

3. TWAL: To keep things private online

We will learn that many websites ask for information that is private and discuss how to responsibly handle such requests. Pupils create their own 'Shop Window' - What information would you like to be available about you in a safe shop window? What information wouldn't they include and why? Try developing a digital shop window of the class - you could use a safe online space such as Photo2Fun (on iOs and Android) or Photo Talk, or learning platform or secure online area for the shop window display. Use digital images, sounds and video.



- What it is that makes information private.


Recommended Resources

CEOP - Hector's World (Cartoons and teacher resources)

Childnet - The SMART crew (Cartoon on the SMART rules)

Childnet - Smartie the Penguin (E-book and teachers resources)

ICO – Personal information and information rights



PSHE Year 1 (Spring 1) Digital Literacy and Communication

4. TWAL: To understand Ownership Online

We will learn what ownership means and the concept of having ownership over creative work online. The children will practice putting their name and date on something they produce.



- * Ownership means something belonging to you and having responsibility for it.


Recommended Resources

Budd:e - Budd:e – stay smart online

(Online learning activities, rewards and interactive tool.)

Recommended Reading

That Rabbit belongs to Emily Brown by Cressida Cowell



Words we will know!

Online



Ownership



Email



@ symbol



5. TWAL: To understand what an email is and how to send it.

We will explore how they can use email to communicate with real people within their schools, families, and communities



- *Electronic mail (or e-mail or email) is an Internet service that allows people who have an e-mail address (accounts) to send and receive electronic letters.

- The @ symbol is used in emails to show the location or person the email is being addressed to.

Recommended Resources

Childnet – What should you accept? (The Smart Crew)

CEOP - Lee and Kim

Recommended Reading

Websters Technology Books by Hannah Whaley

