

### Dear Parents and Carers...

This half term the children have enjoyed many activities all about Celebrations and Festivals.



We made rangoli patterns and divas for Diwali, poppies for Remembrance, spiders for Halloween and play dough birthday cakes.




The half term ended with our Winter Celebration which was a massive success. We are very proud of all the Nursery children who worked hard to learn our



specials and to make lots of goodies for the fayre. We thank every one who attended to watch, join in and who brought and donated at the fayre.

**From all of the Nursery Team**

### Key theme: Childhood in Winter



Our key theme for the year is childhood.

We aim for every child to have fun, playful and rememberable experiences for every season.

For the next few months our key theme is **Winter**.

### Dates for your diary

**First day of term:** Monday the 6th of January

**Half term:** 17th– 23rd of February

**Last day of the Spring term:** Friday the 4th of April

### Don't forget...

The weather will soon start getting colder. On cold days please send your child in with hat and gloves. We go outside whatever the weather.



### Home Learning Photos



This half term please send us photos on Nursery in a Box of...

1. How your family celebrated the new year.
2. Your child exploring the winter weather.
3. Doing any of our 5 activities from our 'ways to help your child at home' ideas.



### PE

This term children at Nursery will be having PE on Wednesday afternoon. It would be great if your child could wear trainers on this day.



### Library

Nursery will continue visiting the Library on Tuesday and Wednesday.



### Key Experiences

If we see snow: building snowmen and making snow angels. If not we will make our own snow and snow men.

Playing with and exploring ice and frost. Making ice art by painting and making arrangements in water to freeze.

Making valentines cards for Valentines day.

Wrapping up warm and getting outside in the frost and cold winter weather.


Joining in with lots of activities to celebrate Chinese New Year.

Making pretend pancakes for Pancake Day.

Books we will be reading:



Sounds we will be learning:



Rhymes we will be singing:


Jack and Jill  
Miss Molly had a dolly  
One two buckle my shoe

## Words we are learning


|   |         |   |            |
|---|---------|---|------------|
|    | Winter  |    | Love       |
|    | Cold    |    | New year   |
|    | Ice     |    | Snake      |
|    | Frost   |    | Dragon     |
|   | Snow    |   | Red        |
|  | White   |  | Snow flake |
|  | Snowman |  | Snow ball  |

## 5 ways to help your child at home


**1** Go on a winter walk and spot signs of winter. Can you see ice, frost, berries on a bush? For more Winter Walk ideas [click here](#).




**2** Make and send valentines day cards for people in your family you love. Talk about who you love and why you love them.



**3** Play with ice! Make some ice cubes in the freezer for your child to play with. You could let your child explore how to make the ice melt.



**4** Make a Chinese New Year dragon using paper, pencils and tape. [Click here](#) to find out how.



**5** Make your own snow by mixing equal amounts of cornflour and bicarbonate of soda then slowly adding some water. Can you make a snowman?

